



How to keep score for Apple Valley Little League games

SCOREKEEPING 101:


The (thankless) Job of the Scorekeeper...

- This is a full season job and requires between 1.5 – 3.5 hours per game
- Attend and score games to the best of your ability
- **Home Team** must provide scorekeeper to keep Official Score Book for that game
- Use your best judgement when scoring (do not play favorites!)
- Accept the fact that there will be times when folks will disagree with that judgement

- Helpful Hints:
 - Bring 2-3 sharpened pencils with erasers .
 - Try to avoid answering constant questions from excited players and parents
 - DON'T STRESS-OUT! You're only human and it's just a GAME



Scorekeeping 101

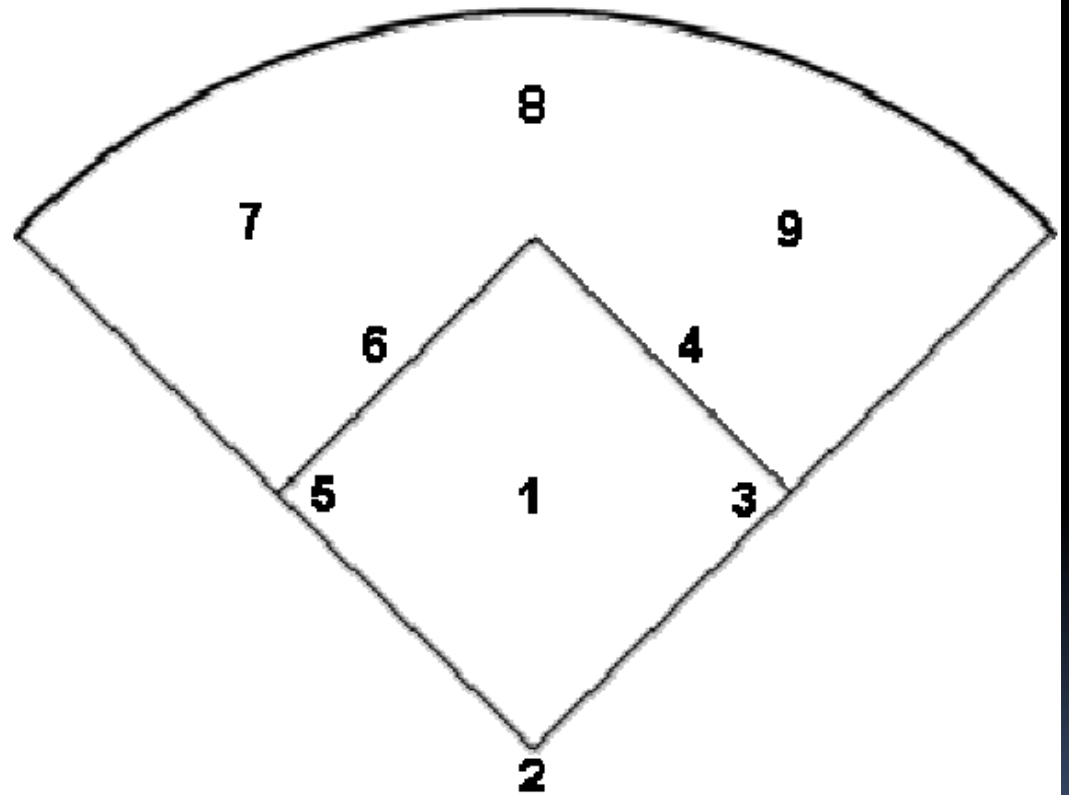
- **All that is needed to be a successful scorekeeper is a little scorekeeping knowledge and a keen eye when watching the games. The first thing that any person must know is the abbreviations for the terms used in baseball.**
- 

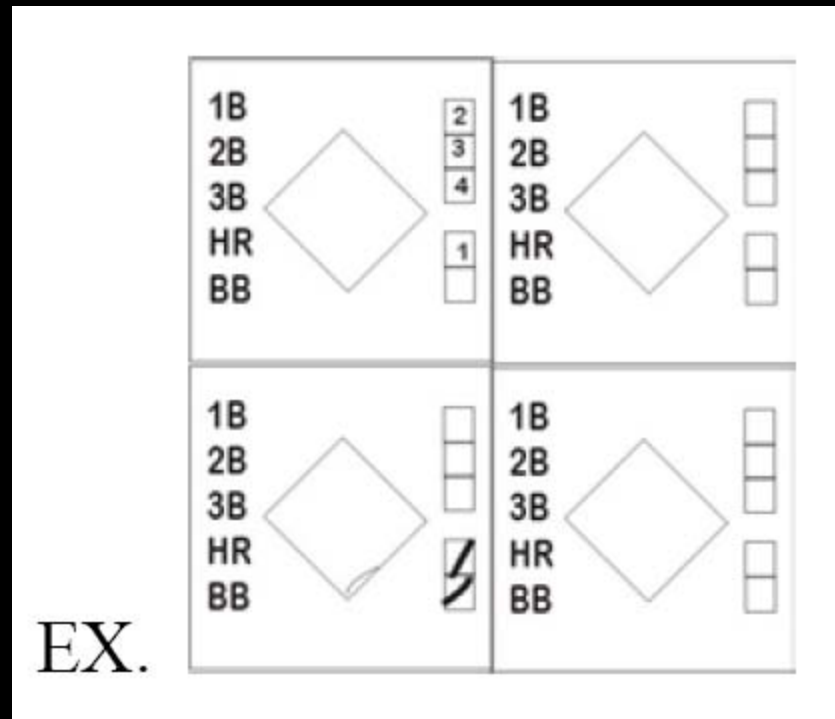
1B	Single	HBP	Hit by Pitch
2B	Double	HR	Home Run
3B	Triple	I	Interference
A	Assist	K	Strike Out Swinging
BB	Walk	KC or	Strike Out Called By Umpire
BK	Balk	LOB	Left on Base
CS	Caught Stealing	PB	Passed Ball
DP	Double Play	RBI	Runs Batted In
E	Error	SAC	Sacrifice
F	Fly Out	SB	Stolen Base
f	Foul Out	WP	Wild Pitch
FC	Fielder's Choice		

- Pictured above are the basic abbreviations for scorekeeping. There are others, but these are sufficient for keeping score at this level. If kept correctly, anybody with scorekeeping knowledge should be able to review your book and reconstruct the game.

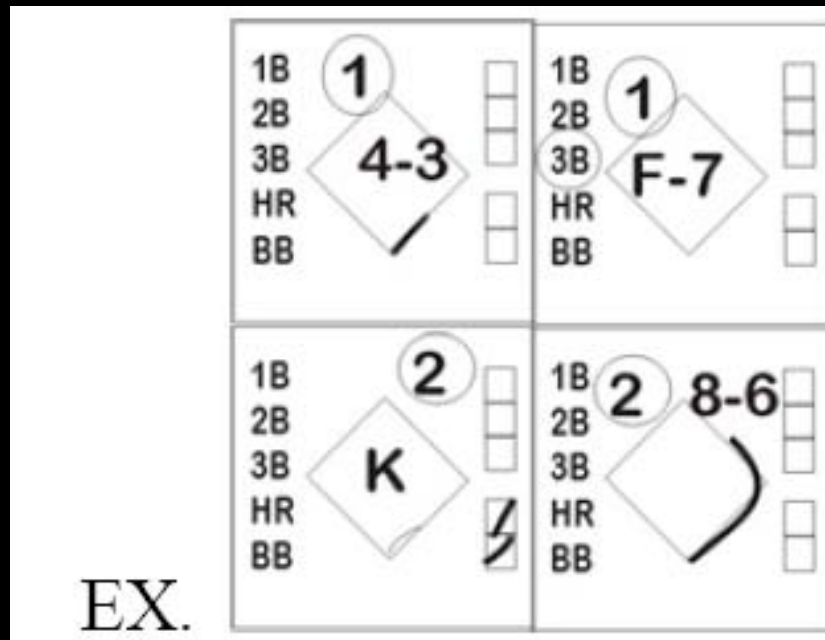
The next thing a person must know to keep score is the numbers used to describe each position. The baseball diamond is as follows:

- 1 – Pitcher
- 2 – Catcher
- 3 – First Base
- 4 – Second Base
- 5 – Third Base
- 6 – Short Stop
- 7 – Left Field
- 8 – Center Field
- 9 – Right Field



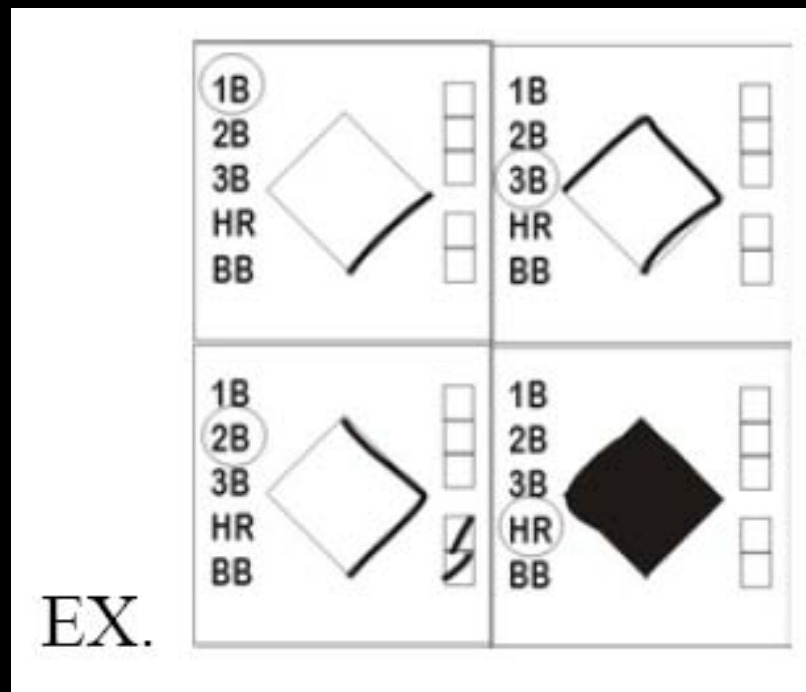


- All scorebooks have a spot to mark balls and strikes. They are usually in the form of five little squares or circles. To score a ball or strike you either **put a line** or number in the little squares or circles. The number method is an advanced technique, which is good when you want to number the pitches in order they occurred.
- NOTE: For pitch count purposes, mark slashes/numbers along the bottom of the scoring box for foul balls exceeding 3 strikes.

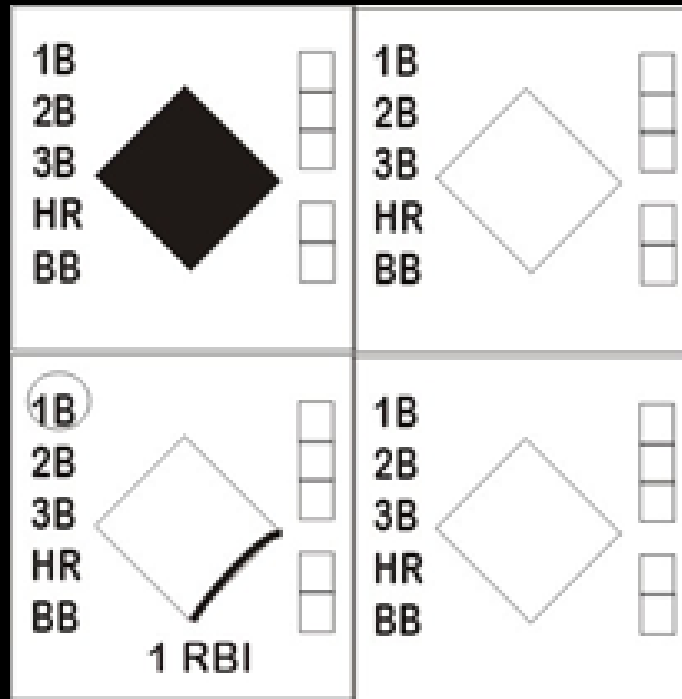


To score an out, you need to know:

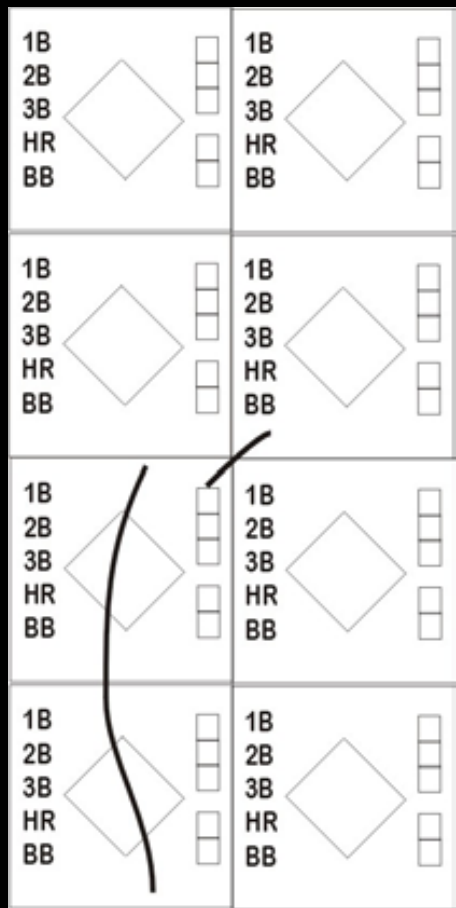
- Where the ball went
- To whom the ball was thrown, or who caught the ball
- When an out has occurred, write the position number of the player who caught the ball and then to whom it was thrown. Be sure to separate the players' positions with a dash. Once this is done make sure to put the out number 1, 2 or 3 in the box where the out occurred and circle it. Make sure to draw a half line toward the base where the out was made.



- To score a hit all that needs to be done is to know the type of hit it was (single, double, triple or homerun. Most scorebooks have these items marked in each scoring box. Just simply circle the correct hit. Make sure to advance any players that were on base at the time of the hit to their correct position. Scoring a walk is the same as scoring a hit, just circle the BB in the particular box and draw a line showing the player at first base.



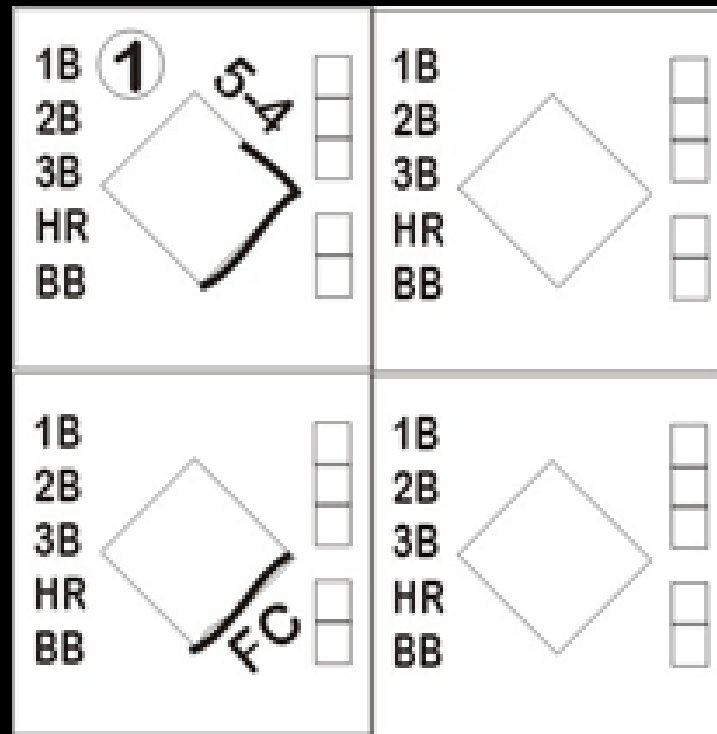
- To score a run, simply color in the entire box of the player who scored. When scoring a run, you may want to indicate an RBI for a specific player. Some scorebooks have a box for RBI while others just need to have the RBI written in.
- NOTE: RBIs can be tricky things and will not be covered in this class. After you've become familiar with scoring and would like to account for RBIs, contact a seasoned scorekeeper for guidance.



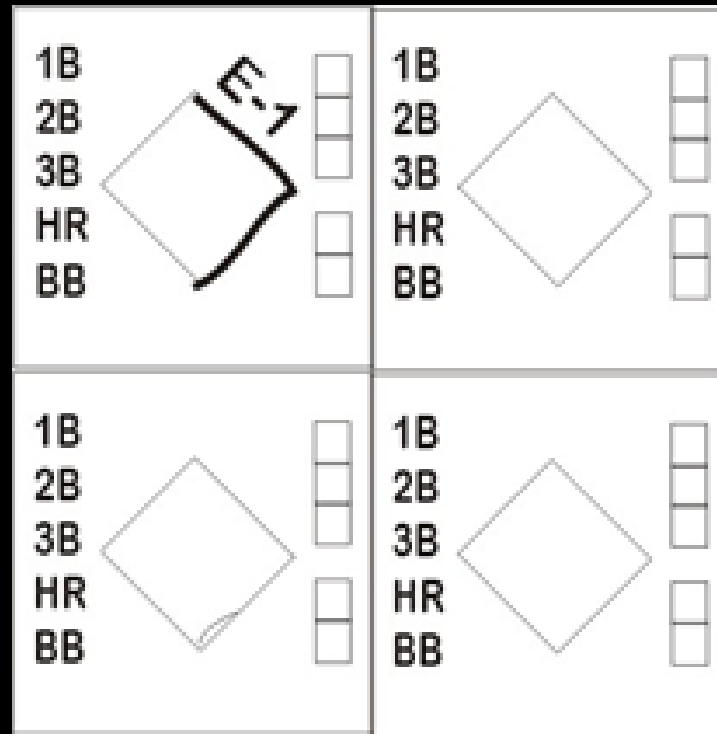
- When an inning has ended, there must be a slash put at the bottom right corner of the last player to come up in that particular inning. After writing in the slash, simply draw a line down the entire inning to make sure no other scoring is done in that inning.

	4		Player Change	
John Doe	1B 2B 3B	◇		1B 2B 3B
Jane Doe T4	HR BB			HR BB
	1B 2B 3B	◇		1B 2B 3B
	HR BB			HR BB
				Pitcher Change

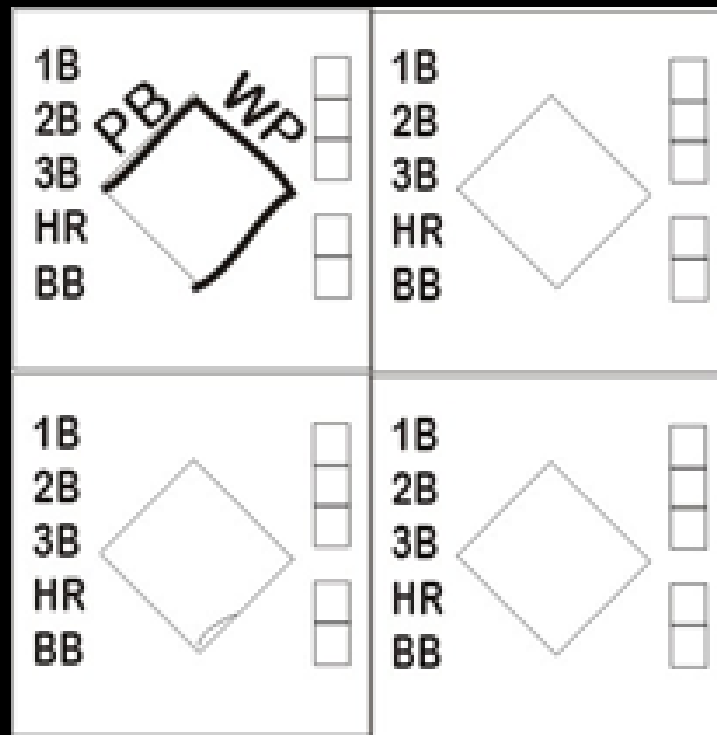
- When a player change has been made, write the players name in the correct position in the lineup. Be sure to indicate what inning change was made, then draw a vertical line on the right hand side of the box where the player change occurred. It is also a good idea to mark the inning in the lineup box where the new player was inserted. To mark a pitcher change draw a horizontal line on the opposing teams scoring sheet at the bottom of the box where the change was made.



- A Fielder's Choice is when a runner reaches base because the player in the field tried to make another out instead of getting the batter out. For instance, a runner is on first base. The batter hits the ball to the third baseman. The third baseman throws the ball to second base to force out the runner going to second. Now the batter reaches first base safely. Therefore he has reached on a fielder's choice.



- To score an error, the error must be marked where, in the course of the player running, that the error occurred. For instance a batter hits the ball to the pitcher. The pitcher throws the ball over the first base mans head. So the runner advances to second base. The error should be recorded next to the line which shows the runner going to second.



- A passed ball is any ball thrown by the pitcher that the catcher drops or misses that should have been routinely caught. **A runner must advance from one of the bases to score the passed ball.** A PB is put on the line which shows the runner advancing to the next base.
- A wild pitch is a ball that either bounces before it reaches the plate or a ball that is thrown by the catcher, that leaves the catcher with little or no chance to catch it. A WP is scored the same as a PB except the WP is used instead. **Again, a runner must advance from one of the bases to score the passed ball.**

Was it a **HIT** or an **ERROR (E)**?

Would an average player normally have made the play?

Was there a physical mistake made on playing the ball itself?

If **BOTH** answers are **YES**, then it's an **ERROR**.

Was it a **HIT** or a **FIELDER'S CHOICE (FC)**?

FIELDER'S CHOICE if there is an attempt on another runner

HIT if there is indecision on where to go, and **NO** play is made

Was it a **DOUBLE (2B)** or a **SINGLE (1B)** and an advance?

Was there a play on another baserunner? ?

Was there an error on the play before 2B?

Did the batter break stride around first?

If **ALL** answers are **NO**, then it's a **DOUBLE (2B)**.

Was it a **STOLEN BASE (SB)**, **WILD PITCH (WP)** or **PASSED BALL (PB)**?

PASSED BALL if catcher should have stopped the pitch.

WILD PITCH if catcher had no play.

All others are counted as a **STOLEN BASE**.

2010 OFFICIAL PITCH COUNT LOG

DATE: _____

COUNTED BY: _____

UMPIRE SIGN: _____

TEAMS: _____

VS. _____

Jersey #	Pitcher's Name	League Age	Cross out the number as that pitch is thrown																																	
			Circle the number for the last pitch thrown in each half-inning																																	
			1	2	3	4	5	6	7	8	9	10	11	12	13	14	15	16	17	18	19	20	21	22	23	24	25	26	27	28	29	30	31	32	33	34
			36	37	38	39	40	41	42	43	44	45	46	47	48	49	50	51	52	53	54	55	56	57	58	59	60	61	62	63	64	65	66	67	68	69
			71	72	73	74	75	76	77	78	79	80	81	82	83	84	85	86	87	88	89	90	91	92	93	94	95	96	97	98	99	100	101	102	103	104
			1	2	3	4	5	6	7	8	9	10	11	12	13	14	15	16	17	18	19	20	21	22	23	24	25	26	27	28	29	30	31	32	33	34
			36	37	38	39	40	41	42	43	44	45	46	47	48	49	50	51	52	53	54	55	56	57	58	59	60	61	62	63	64	65	66	67	68	69
			71	72	73	74	75	76	77	78	79	80	81	82	83	84	85	86	87	88	89	90	91	92	93	94	95	96	97	98	99	100	101	102	103	104
			1	2	3	4	5	6	7	8	9	10	11	12	13	14	15	16	17	18	19	20	21	22	23	24	25	26	27	28	29	30	31	32	33	34
			36	37	38	39	40	41	42	43	44	45	46	47	48	49	50	51	52	53	54	55	56	57	58	59	60	61	62	63	64	65	66	67	68	69
			71	72	73	74	75	76	77	78	79	80	81	82	83	84	85	86	87	88	89	90	91	92	93	94	95	96	97	98	99	100	101	102	103	104
			1	2	3	4	5	6	7	8	9	10	11	12	13	14	15	16	17	18	19	20	21	22	23	24	25	26	27	28	29	30	31	32	33	34
			36	37	38	39	40	41	42	43	44	45	46	47	48	49	50	51	52	53	54	55	56	57	58	59	60	61	62	63	64	65	66	67	68	69
			71	72	73	74	75	76	77	78	79	80	81	82	83	84	85	86	87	88	89	90	91	92	93	94	95	96	97	98	99	100	101	102	103	104
			1	2	3	4	5	6	7	8	9	10	11	12	13	14	15	16	17	18	19	20	21	22	23	24	25	26	27	28	29	30	31	32	33	34
			36	37	38	39	40	41	42	43	44	45	46	47	48	49	50	51	52	53	54	55	56	57	58	59	60	61	62	63	64	65	66	67	68	69
			71	72	73	74	75	76	77	78	79	80	81	82	83	84	85	86	87	88	89	90	91	92	93	94	95	96	97	98	99	100	101	102	103	104
			1	2	3	4	5	6	7	8	9	10	11	12	13	14	15	16	17	18	19	20	21	22	23	24	25	26	27	28	29	30	31	32	33	34
			36	37	38	39	40	41	42	43	44	45	46	47	48	49	50	51	52	53	54	55	56	57	58	59	60	61	62	63	64	65	66	67	68	69
			71	72	73	74	75	76	77	78	79	80	81	82	83	84	85	86	87	88	89	90	91	92	93	94	95	96	97	98	99	100	101	102	103	104

League Age	Pitches Per Day
13 to 16	95
11 or 12	85
9 or 10	75
7 or 8	50

RULES

Number of Pitches	Calendar Days Rest
66 +	4
51 to 65	3
36 to 50	2
21 to 35	1
1 to 20	0

Pitcher can Catch if 40 or less pitches thrown

And LASTLY...

- Remember:
- If you are the HOME TEAM, you are the official scorekeeper. You work for the UMPIRE, NOT your team/coach/manager.
- You may NOT announce “out of order” batters, or any other rules violation.
- If you just keep track of runs, outs, ball/strike counts, runners’ progress and score, YOU’VE DONE YOUR JOB!!!